



The heart of a warm home



Proudly made in New Zealand 

Freestanding Models



Model	Lady Kitchener	Contessa	Bronte
Heating Area	over 150m ²	over 150m ²	up to 150m ²
MFE Approved	Yes	Yes	Yes
ECan Approved	Yes + ULEB*	Yes + ULEB*	Yes
Max. Heat Output	23kw	23kw	18kw
Efficiency	67%	73%	76%
Rural Model (over 2ha)	Yes	Yes	Yes
Wetback Available	Yes: AG + RU only	Yes: AG + RU only	Rural only

(*Ultra Low Emission Burner)



Model	Viking	Encore	Topaz FS
Heating Area	over 150m ²	up to 160m ²	over 180m ²
MFE Approved	Yes	Yes	Yes
ECan Approved	Yes	Yes	Yes
Max. Heat Output	23kw	20kw	25kw
Efficiency	67%	68%	66%
Rural Model (over 2ha)	Yes	Yes	Yes
Wetback Available	Yes	No	No



Model	Stella	Vision Logbox	Napier Logbox
Heating Area	up to 150m ²	up to 150m ²	up to 110m ²
MFE Approved	Yes	Yes	Yes
ECan Approved	Yes + ULEB	Yes	Yes
Max. Heat Output	18kw	18kw	12kw
Efficiency	65%	66%	66%
Rural Model (over 2ha)	Yes	Yes	Yes
Wetback Available	No	No	No

Insert Models



Model	Athena Bay	Forte Bay	Kompact Athena	Kompact Forte
Heating Area	up to 180m ²	up to 180m ²	up to 180m ²	up to 180m ²
MFE Approved	Yes	Yes	Yes	Yes
ECan Approved	Yes	Yes	Yes	Yes
Max. Heat Output	23kw	23kw	20kw	20kw
Efficiency	74%	74%	67%	67%
Rural Model (over 2ha)	Yes	Yes	Yes	Yes
Wetback Available	Yes	Yes	No	No



Model	Kompact Diva	Kompact Serenity	Kompact Deco 800	Kompact Deco 1000
Heating Area	up to 180m ²	up to 180m ²	up to 180m ²	up to 180m ²
MFE Approved	Yes	Yes	Yes	Yes
ECan Approved	Yes	Yes	Yes	Yes
Max. Heat Output	20kw	20kw	20kw	20kw
Efficiency	67%	67%	67%	67%
Rural Model (over 2ha)	Yes	Yes	Yes	Yes
Wetback Available	No	No	No	No



Model	Topaz
Heating Area	over 180m ²
MFE Approved	Yes
ECan Approved	Yes
Max. Heat Output	25kw
Efficiency	66%
Rural Model (over 2ha)	Yes
Wetback Available	Rural only



A Legacy of Excellence

At Firenzo, we take pride in our heritage as a New Zealand owned family business dedicated to producing premium woodfires of unparalleled quality. For over four decades, we've passionately designed and crafted woodfires that have become the heart of homes across New Zealand.

Our commitment to excellence is unwavering, reflecting in every freestanding and insert woodfire we create.



Peter Hewitson
Owner & Founder

Contact us

98 Niven Street
Onekawa
Napier 4110
Hawke's Bay

Phone (06) 843 8260
Email firenzo@firenzo.co.nz
www.firenzo.co.nz

Front cover: Stella (featuring Bruno). Back cover: Topaz Insert.

Note: images are for display purposes only. Not intended as an installation guide. Images use simulated flame.

The Firenzo Difference	07
How your Firenzo Woodfire is Born	08
Firenzo Cookware	09
Freestanding Woodfire Range	11
Installation requirements for Freestanding	20
Insert Woodfires Range	23
Topaz Insert and Freestanding Woodfires	31
Installation requirements for Bay and Flush	33
Installation requirements for Kompact	34
Installation requirements for Topaz	36
Warranty Information	37



Peter Hewitson in his workshop / mancave in the Firenzo factory in Onekawa, Napier

New Zealanders Love Their Firenzo Fires

“Recommended by our son who has owned two Firenzos and they are a great product”

C.W. - LEVIN

“We can’t believe how efficient it is. The coals are hot in the morning so we never have to relight it. Amazing.”

M. S. - KAPITI

“We love this new fire - very impressed how well it heats the house and exceptional water heating.”

J. & D. M - NELSON

“I am a fire installer and I rate Firenzo as a top brand of fire.”

L.M. - RANGIORA

“Looks beautiful, puts out great heat. Quite a step up from our old fire which was here when we moved in.”

Q. & L.C. - LOWER HUTT

“Our last Lady Kitchener lasted 35 years!”

G. K. - GISBORNE

The Firenzo Difference

A Reputation for Quality

Firenzo is proudly family owned and has been run by founder Peter Hewitson since 1974.

Firenzo hand-assembled woodfires are renowned for their excellent design and lasting quality.

Because our fires have always been clean burning and efficient, they required no significant changes to meet the stringent new NES regulations.

Why Choose a Firenzo?

- Legendary lasting quality
- Each fire is New Zealand made, hand assembled and meticulously checked
- Designed to heat a whole house
- Produces dry, healthy heat
- The excellent heat-retention properties of the fully-lined firebox ensures your fire continues to radiate gentle heat long after the fire has burnt out
- Can provide substantial hot water on models with wetback fitted
- Tailor the look to suit your home
- Unlike a pellet fire, doesn't need electricity



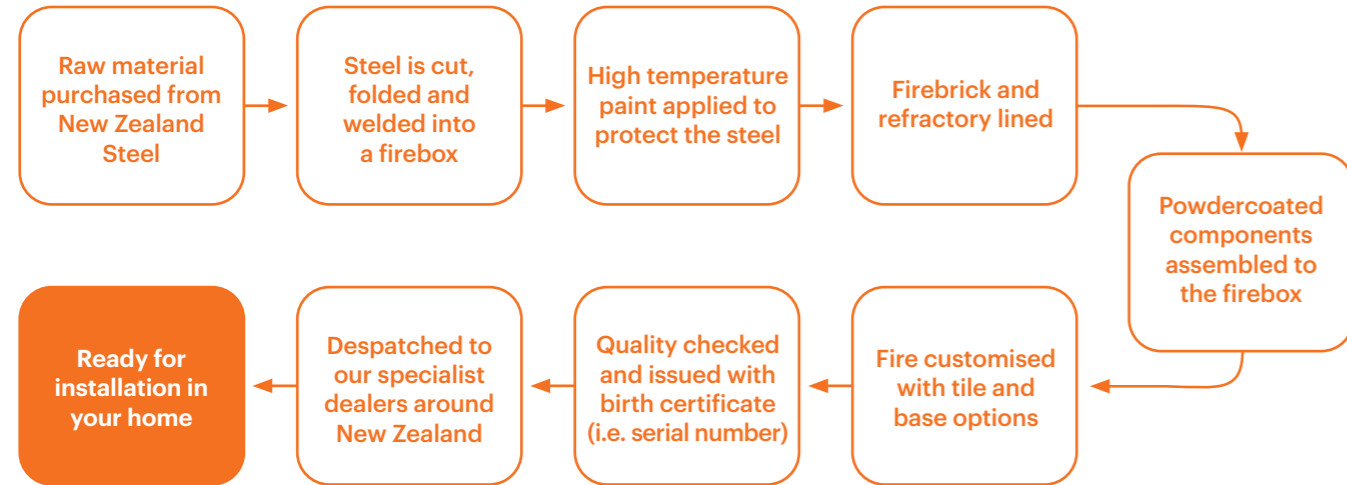
10 Year Warranty
(see page 33 for details)



How your Firenzo Woodfire is Born



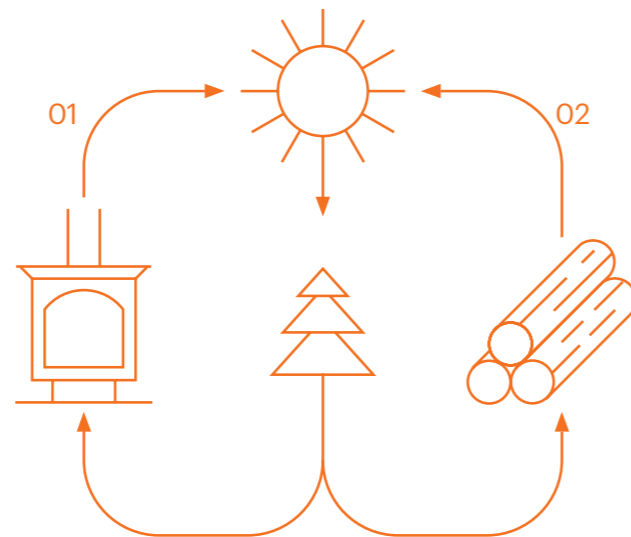
Firenzo Woodfires are Proudly NZ Made in our purpose-built factory in the sunny Hawke's Bay



Better for the Environment

Highly efficient Firenzo woodfires are an excellent environmentally conscious heating choice.

Thanks to the innovation of our original designs, the quality of components and the standard of assembly, only very minor design modifications were required to meet even the strictest regulations that now apply in some urban areas.



During their lifetime, trees absorb carbon dioxide and produce oxygen.

- 01 When burnt as firewood a tree releases the same amount of CO² as it has absorbed during its life.
- 02 A tree as a fuel source in an efficient woodfire emits no more CO² than it would decomposing in a forest.

Firenzo Cookware

We're excited to introduce our new cast-iron cookware range, the perfect compliment for a cozy night in with your Firenzo freestanding woodfire.



Frying Pan Cream



Frying Pan Orange



Dutch Oven Orange



Dutch Oven Cream



Bronté*

Freestanding Woodfires



Firenzo freestanding woodfires are an excellent environmentally-conscious heating choice. Our standard models are shown in the following section.

Compliance

All of our ECan approved fires meet the National Environment Standards.

Customisation

Firenzo freestanding woodfires offer a range of customisation options, allowing you to tailor your Firenzo to suit your home. Build your fire online at www.firenzo.co.nz

Installation

All of our dealers are Home Heating Registered Installers. Please contact the closest dealer to you as listed on our website: www.firenzo.co.nz

* Note: image is for display purposes only.
Not intended as an installation guide.

Bronte



The charming smaller cousin to the Contessa model. Designed specifically for medium-sized homes, without compromising on warmth or style. The Bronte offers an array of options, ensuring it harmonises seamlessly with your décor.

- Homes up to 150m²
- Estimated peak output 18kw
- Wetback available (rural model only)



Legs

Features

- Cast iron top excellent for cooking
- Refractory lined for maximum heat output

Options

- Bases: Legs, Pedestal or Platform***
- Range of tile colours for sides
- Rails: Black or Silver (Additional cost)
- Nuts: Black or Silver
- 3kw hot water heater (rural model only)
- Outside Air Kit

*Legs and Platform Base require ash hearth, Pedestal Base requires 40mm Insulated hearth. See page 17 for details.



Pedestal

Platform

Model	Compliance	Wetback	Firebox Dimensions
Bronte Clean Air	ECan & MFE	Not Available	330h x 410w x 330d
Bronte Rural	Rural (over 2ha)	3kw option	330h x 410w x 330d

Contessa ULEB



A generous fire for big homes with plenty of customisation options. The Contessa has a 3kw or 5kw wetback option situated in the second chamber of the firebox, which adds efficiency.

Contessa is a ULEB (Ultra Low Emission Burner) and will remain burning overnight.

- Homes over 150m²
- Estimated peak output 23kw
- Wetback available



Legs

Features

- Cast iron top excellent for cooking
- Fire stays warm up to 8 hours - as factory tested
- Refractory lined for maximum heat output

Options

- Bases: Legs, Pedestal or Platform***
- Range of tile colours for sides
- Rails: Black or Silver (Additional cost)
- Nuts: Black or Silver
- 3kw or 5kw hot water heater
- Outside Air Kit

*Legs and Platform Base require ash hearth, Pedestal Base requires 40mm Insulated hearth. See page 17 for details.



Pedestal

Platform

Model	Compliance	Wetback	Firebox Dimensions
Contessa Clean Air	ECan & MFE	3kw option	340h x 460w x 390d
Contessa Rural	Rural (over 2ha)	3kw or 5kw option	340h x 460w x 390d

Encore



The Encore woodfire has been designed with contemporary style in mind. This fire can be installed in areas that have to meet MFE requirements.



Homes up to 160m²



Estimated peak output 20kw



Features

- Decorative steel top
- Fire stays warm up to 8 hours - as factory tested
- Refractory lined for maximum heat output
- Ash hearth

Options

- Range of tile options for side
- Outside air kit

Model	Compliance	Wetback	Firebox Dimensions
Encore Clean Air	ECan & MFE	Not Available	330h x 410w x 330d
Encore Rural	Rural (over 2ha)	Not Available	330h x 410w x 330d

Lady Kitchener ULEB



This fire has a large surface area which makes it ideal for larger homes. A cooktop area and the option of a generous hot water heater means you will be ready for the longest winter. Not only is it ECan approved, it also complies with councils who only permit fires under 0.5g/kg.

The iconic Lady Kitchener is a ULEB (Ultra Low Emission Burner) and will remain burning overnight - see www.firenz.co.nz for a demonstration video.



Homes over 150m²



Estimated peak output 23kw



Wetback available



Legs

Features

- Cast iron top excellent for cooking
- Fire stays warm up to 8 hours - as factory tested
- Refractory lined for maximum heat output

Options

- Bases: Legs, Pedestal or Platform*
- Range of tile colours for sides
- Rails: Black or Silver (Additional cost)
- Nuts: Black or Silver
- 3kw or 5kw hot water heater
- Outside Air Kit

*Legs and Platform Base require ash hearth, Pedestal Base requires 40mm Insulated hearth. See page 17 for details.



Pedestal



Platform

Model	Compliance	Wetback	Firebox Dimensions
Lady Kitchener ULEB	CM1, ECan & MFE	No	320h x 320w x 520d
Lady Kitchener Clean Air	ECan & MFE	3kw option	320h x 320w x 520d
Lady Kitchener Rural	Rural (over 2ha)	3kw or 5kw option	320h x 320w x 520d

Viking



The Viking is part of our modern range of Firenzo woodfires. Underneath it's exterior lies the tried and tested Lady Kitchener. Years of proven performance and outstanding efficiency now captured in a stylish design.

- Homes over 150m²
- Estimated peak output 23kw
- Wetback available



Features

- Decorative steel top
- Fire stays warm up to 8 hours - as factory tested
- Refractory lined firebox for maximum heat
- Ash hearth

Options

- Range of tile options for side
- Outside air kit
- 3kw or 5kw hot water heater

Model	Compliance	Wetback	Firebox Dimensions
Viking Clean Air	ECan & MFE	3kw option	320h x 320w x 520d
Viking Rural	Rural (over 2ha)	3kw or 5kw option	320h x 320w x 520d

Stella ULEB



Discover the legacy of craftsmanship with our latest woodfire, the Stella, meticulously designed by our iconic founder, Peter Hewitson. Standing out among the crowd of ULEBs (Ultra Low Emission Burners) available today, the Stella is a testament to Firenzo's unwavering commitment to excellence.

- Homes up to 150m²
- Estimated peak output 18kw



Features

- Cast iron top excellent for cooking
- Black firebox with cast top and door
- Refractory lined firebox for maximum heat
- Exceptional clean burning technology
- Ash hearth

Model	Compliance	Wetback	Firebox Dimensions
Stella ULEB	CM1, ECan & MFE	No	365h x 275w x 380d
Stella Rural	Rural (over 2ha)	No	365h x 275w x 380d



Napier

Compact yet powerful, the Napier shares the same specifications as the Vision but caters to smaller homes. Perfectly suited for cozy spaces, the Napier offers clean-burning technology without compromising efficiency.

Homes up to 110m²

Estimated peak output 12kw

Vision

Boasting a cast-iron top and door, the Vision incorporates a refractory-lined firebox, ensuring maximum heat retention. Designed for all areas, the Vision excels in cleanliness and efficiency.

Homes up to 150m²

Estimated peak output 18kw

Features

- Black firebox with cast top and door
- Refractory lined firebox for maximum heat

Features

- Black firebox with cast top and door
- Refractory lined firebox for maximum heat

Options

- Leg or Logbox base options*
- Rural model available for properties over 2ha

Options

- Leg or Logbox base options*
- Rural model available for properties over 2ha

*Leg Base requires 40mm insulated hearth, Logbox requires ash hearth. See page 17 for details.

*Leg Base requires 40mm insulated hearth, Logbox requires ash hearth. See page 17 for details.



Legs



Logbox



Legs



Logbox

Model

Napier
Vision

Compliance

ECan & MFE
ECan & MFE

Wetback

No
No

Firebox Dimensions

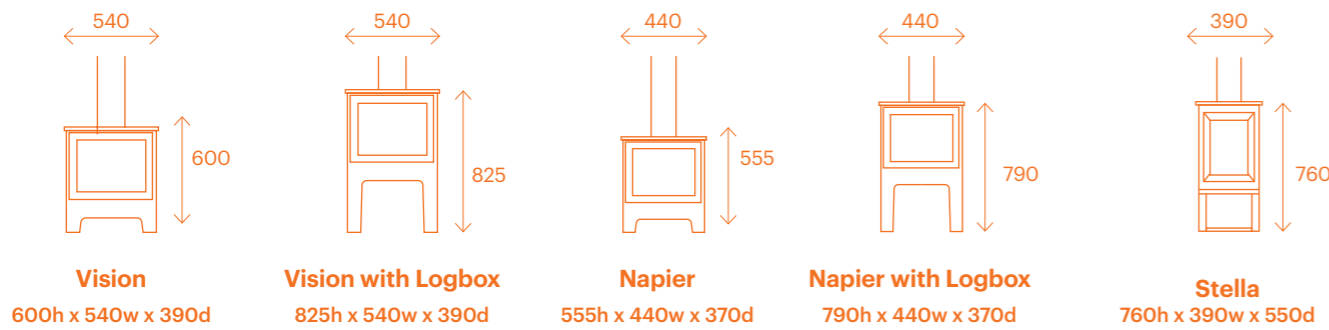
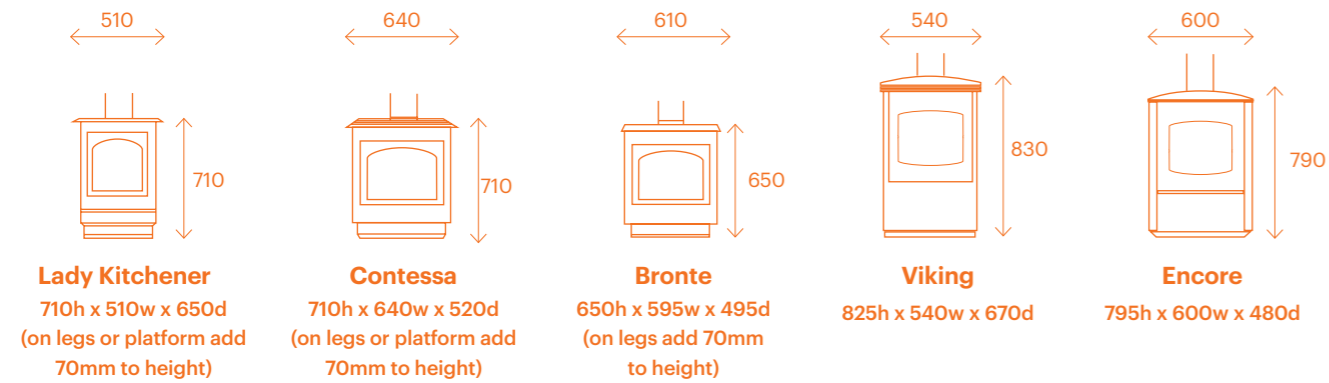
290h x 330w x 260d
310h x 430w x 280d

* Note: image is for display purposes only. Not intended as an installation guide.



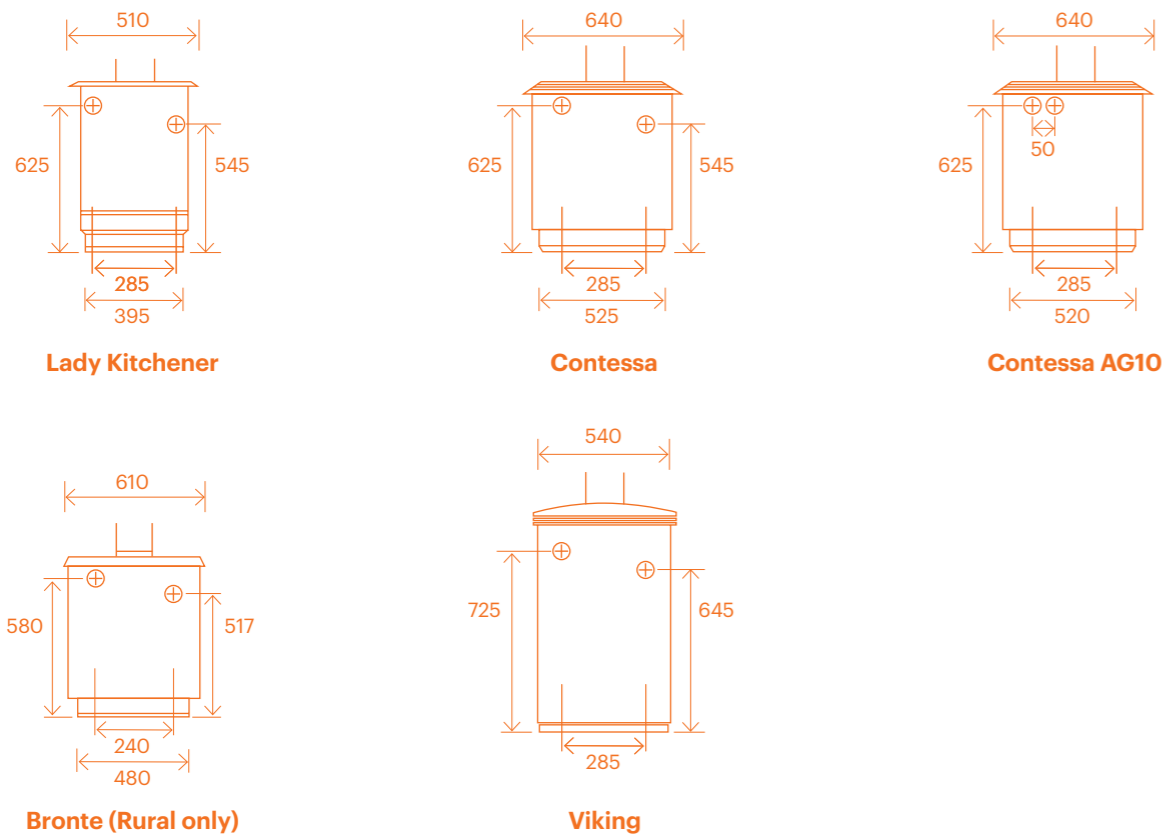
Napier on logbox option*

Installation requirements for Freestanding Woodfires



Wetback connection measurements

Leg or platform base add 70mm to vertical measurements



Installation Clearances for Freestanding Woodfires

Please refer to your installation Guide, measurements may vary

	A	B	C	D	E	F	G	H	J	K	L	M	N	O	floor protector note number
Bronte															
pedestal	100	250	435	100	50	230	555	355	810	1000	1295	1170	770	630	2
leg base and platform	100	250	300	100	50	230	555	355	810	865	1210	1080	635	630	3
Contessa															
pedestal	130	280	420	110	100	260	600	420	860	1055	1380	1200	795	600	2
leg base and platform	130	280	350	110	100	260	600	420	860	985	1310	1130	725	600	3
Encore															
	110	245	300	100	100	275	545	428	800	840	1170	970	565	500	3
Lady Kitchener															
pedestal	100	385	470	100	150	270	640	450	710	1220	1590	1340	950	540	2
leg base and platform	100	385	300	100	150	270	640	450	710	1050	1420	1200	780	540	3
Viking															
	100	320	300	120	50	260	590	350	780	1040	1280	1060	780	410	3
Napier + Vision															
leg base	125	400	300	150	200	255	670	500	840	775	1230	1040	520	470	2
logbox base	125	400	300	150	200	255	670	500	840	775	1230	1040	520	470	3
Topaz															
	150	250	400	110	100	285	705	515	1130	1130	1575	1400	845	800	3
Stella															
	125	400	300	150	200	265	595	440	690	975	1330	1080	710	390	3

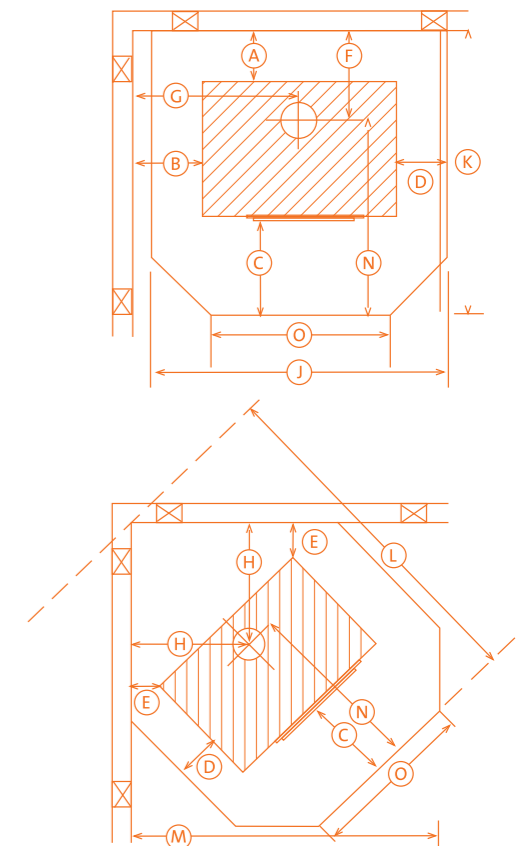
Notes:

- 1 > Refer to installation and operation guide for complete installation instructions and ensure compliance with building codes and regulations.
- 2 > Fires with a '2' require an insulated floor protector to the requirements of AS/NZS 2918:2001. Measurements shown are for a 40mm insulated floor protector.
- 3 > Fires noted '3' require an ash floor protector to AS/NZS 2918:2001.
- 4 > The product dimensions and specifications in this brochure apply at the date of print. Under our policy of continuous product improvement, Hewitsons reserves the right to alter specifications or product from that shown.

All clearances are with flue shield and are to a heat sensitive material

- > Clearances are in accordance with the requirements of AS/NZS 2918:2001

For detailed dimensions and installation guidelines please consult your Firenzio dealer or visit our website www.firenzio.co.nz





Kompact Serenity

Insert Woodfires



Firenzo's insert woodfires are designed to suit a variety of home and decor styles - from sleek and modern to deco or period homes, we've got the insert for you.

New Zealand's first environmentally-approved insert woodfire with a wetback

Cutting edge engineering offers 3kw of hot water delivered to your cylinder without sacrificing the fire's room heating performance.

Compliance

All of our insert fires meet the National Environment Standards: 1.5g/kg maximum emissions and at least 65% efficient, as required by the Ministry for the Environment. Our Clean Air models also meet or surpass the strict Environment Canterbury requirements. Please check with your dealer or council for requirements.

Customisation

Firenzo insert woodfires offer a range of fascia styles to suit any decor. Customise the look further with optional door styles and finishes.

Installation

Our insert woodfires are designed to be installed into existing masonry fireplaces. A built-in fire canopy is available for non-masonry installs, making an insert fireplace a great choice for both new and existing homes.

For detailed dimensions, hearth requirements and installation guidelines please consult your local Firenzo dealer or visit our website at www.firenzo.co.nz

* Note: image is for display purposes only. Not intended as an installation guide.

Bay



Homes up to 180m²

Estimated peak output 23kw

Wetback available

Athena Bay

The Athena Bay has solid cast surrounds that exude quality. The wide-view bay door allows maximum viewing of the fire itself, radiating warmth to the largest of rooms. An optional 3kw wetback is available.*



Options

Silver or black rails

3kw wetback

Forte Bay

The clean streamlined look of the Forte is enhanced with the wide-view bay door for maximum viewing of the fire as well as maximum warmth and atmosphere. An optional 3kw wetback is available.*



Options

Silver or black rails

3kw wetback

*Refer to install guide for wetback heights.
Hearth required, see page 29 for hearth and mantel requirements.

Model	Compliance	Emissions	Efficiency	Firebox Dimensions
Athena + Forte Bay Clean Air	ECan & MFE	1g/kg	74%	240h x 430w x 470d
Athena + Forte Bay Rural	Rural (over 2ha)	-	-	240h x 430w x 470d
Athena + Forte Bay Clean Air Wetback	ECan & MFE	1g/kg	66%	240h x 430w x 470d
Athena + Forte Bay Rural Wetback	Rural (over 2ha)	-	-	240h x 430w x 470d



Forte Bay*



Kompact Deco (featuring Luna)*

Kompact



The Kompact insert fire has been designed to fit into masonry fireplaces without having to rearrange hearths, surrounds and mantels.



Homes up to 180m²



Estimated peak output 20kw

For detailed dimensions, hearth requirements and installation guidelines please consult your local Firenzo dealer or visit our website at www.firenzo.co.nz

Choose Your Fascia



Kompact Athena



Kompact Serenity



Kompact Diva



Kompact Forte



Kompact Deco 800

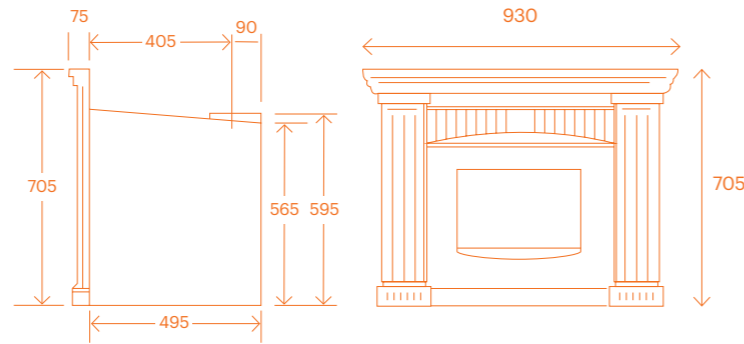


Kompact Deco 1000

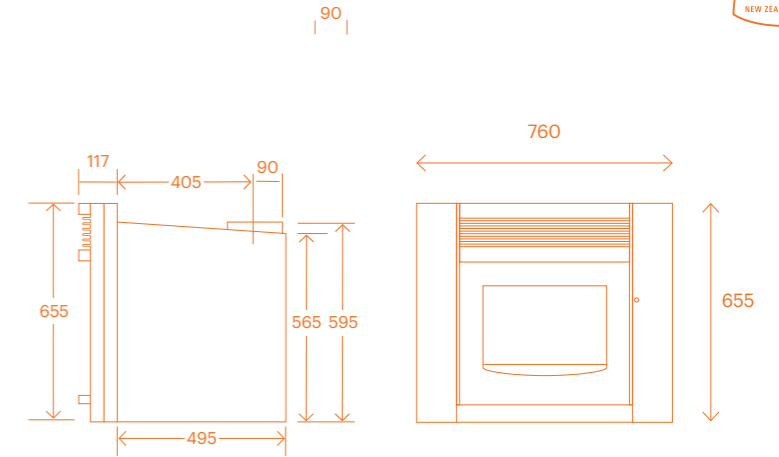
* Note: image is for display purposes only. Not intended as an installation guide.



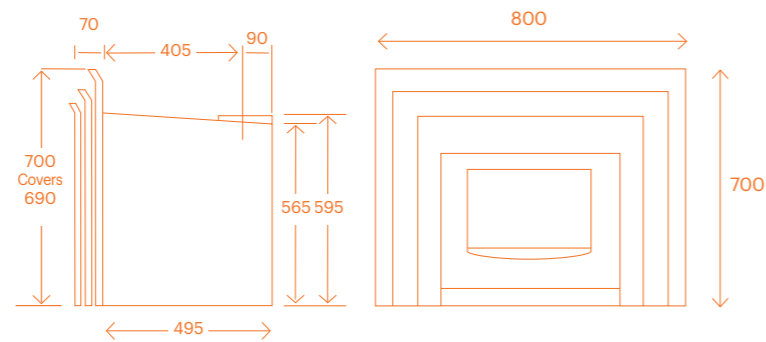
Kompact Athena



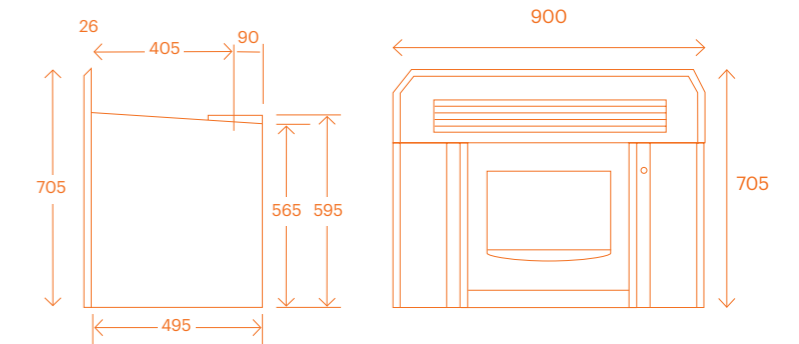
Kompact Diva



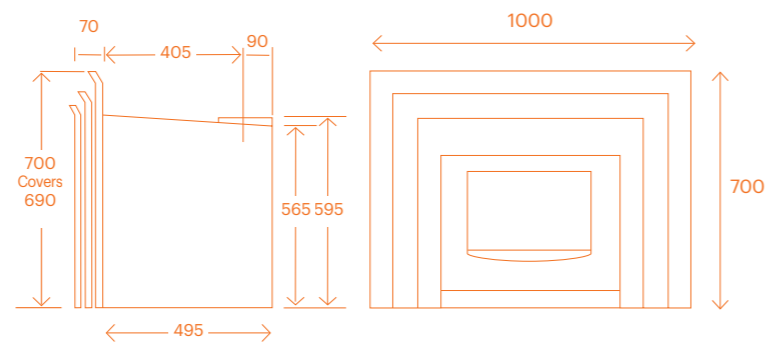
Kompact Deco 800



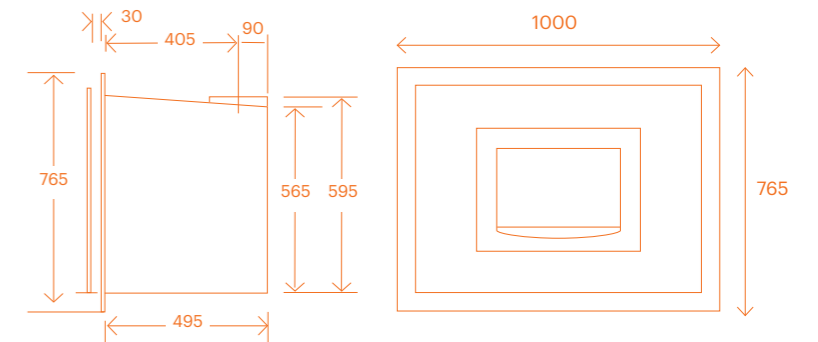
Kompact Forte



Kompact Deco 1000



Kompact Serenity



Model	Compliance	Emissions	Efficiency	Firebox Dimensions
Kompact Clean Air	ECan & MFE	0.9g/kg	67%	240h x 430w x 400d
Kompact Rural	Rural (over 2ha)	-	-	240h x 430w x 400d

For hearth and mantel requirements, see page 30.



Topaz Freestanding*

Topaz Insert and Freestanding Woodfires



The Topaz Insert and Freestanding fires stand out as our largest fire, making it the perfect centerpiece for spacious areas.

Immerse yourself in the mesmerising play of flames through the expansive glass door, turning your fire into a stunning focal point.

A recent addition to our collection, the Topaz is a testament to sleek, modern, minimalistic design, providing the heart of your home with the ambiance it truly deserves.



Homes over 180m²



Estimated peak output 25kw

Topaz Insert

Available in Clean Air and Rural models for masonry and new build installs. A lowline fascia is required where the fire is flush with the hearth. The standard fascia is designed for an elevated installation.

Options

Lowline fascia

3kw wetback, Rural version only



Standard fascia



Lowline fascia



Freestanding

Topaz Freestanding

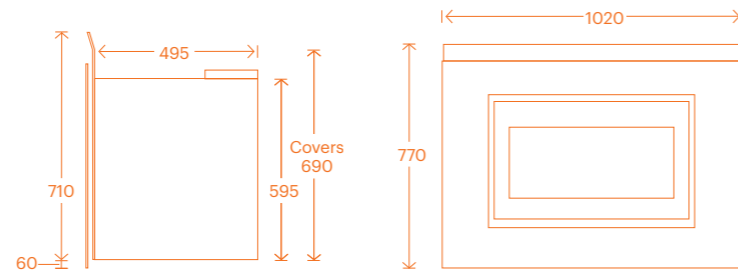
Available in Clean Air and Rural. Ash hearth required.

* Note: image is for display purposes only. Not intended as an installation guide.

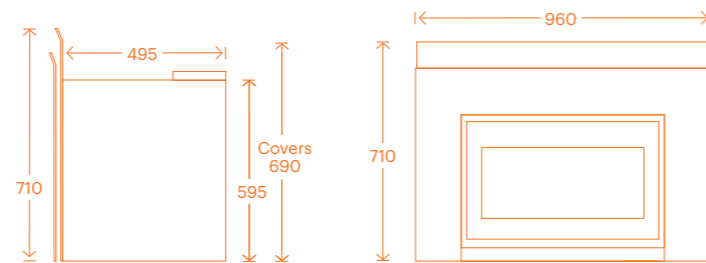
Topaz Insert



Four-sided standard fascia

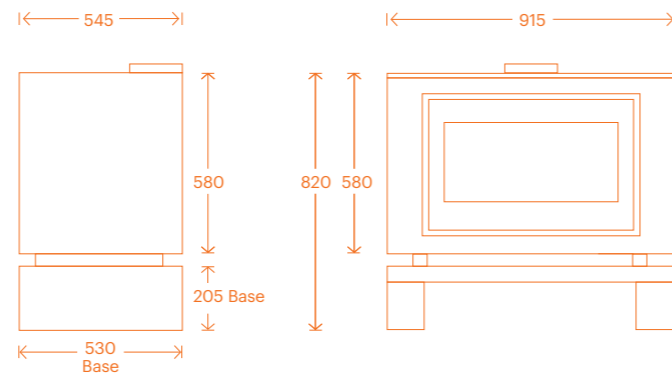


Lowline fascia
For installation on a non-combustible hearth only



Model	Compliance	Emissions	Efficiency	Wetback	Firebox Dimensions
Topaz Insert	Clean Air	0.9g/kg	66%	No	260h x 570w x 400d
Topaz Insert	Rural (over 2ha)	-	-	3kw option	260h x 570w x 400d

Topaz Freestanding



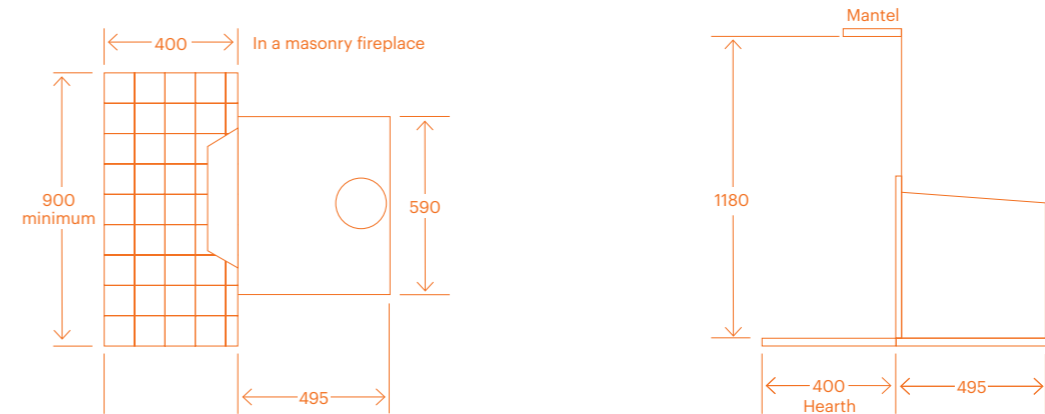
Model	Compliance	Emissions	Efficiency	Firebox Dimensions
Topaz Freestanding	Clean Air	0.9g/kg	66%	260h x 570w x 400d
Topaz Freestanding	Rural	-	-	260h x 570w x 400d

For hearth and mantel requirements, see page 32.

Installation requirements for Bay and Flush Insert Woodfires

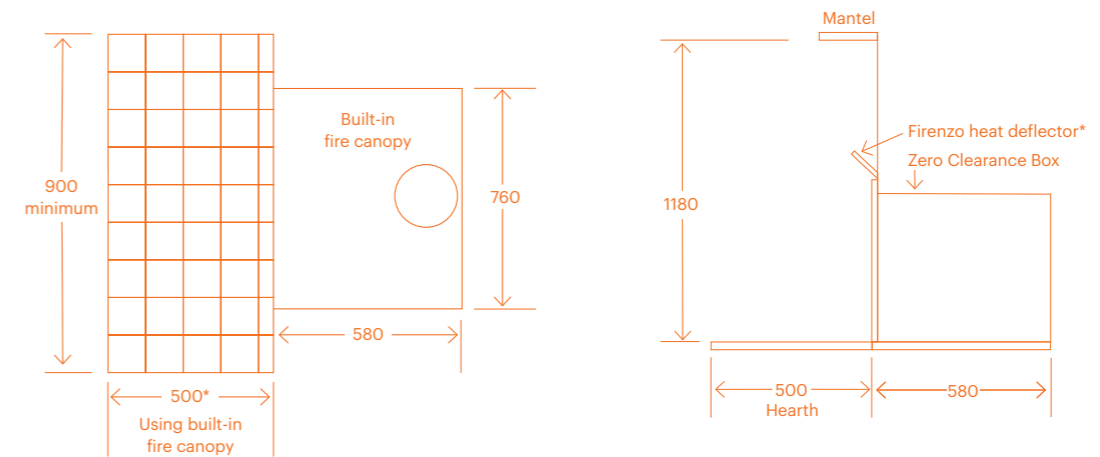


Floor protector and mantel clearances for masonry



Floor protector and mantel clearances for zero clearance

For installation in new homes where there is no masonry fireplace



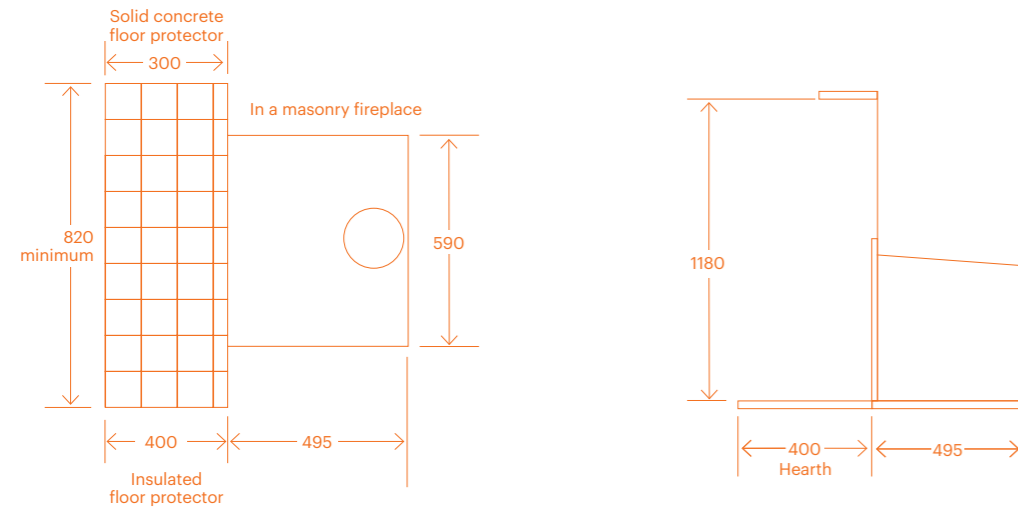
*Dimensions based on 40mm insulated floor protector height.

*Firenzio heat deflector required for Forte fascia

For detailed dimensions and installation guidelines please consult your Firenzio dealer or visit our website www.firenzio.co.nz

Installation of Kompact Insert Woodfires

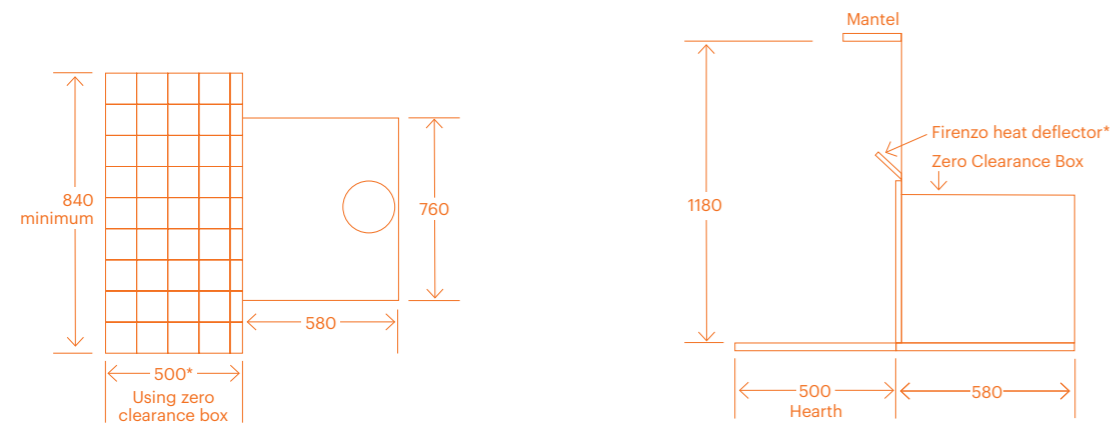
Floor protector and mantel clearances for masonry for Kompact fires (excluding Serenity)



Dimensions based on 30mm floor protector height.
Heat sensitive floor requires insulated floor protector.

Floor protector and mantel clearances for zero clearance for Kompact fires (excluding Serenity)

For installation in new homes where there is no existing fireplace



*Dimensions based on 40mm insulated floor protector height.

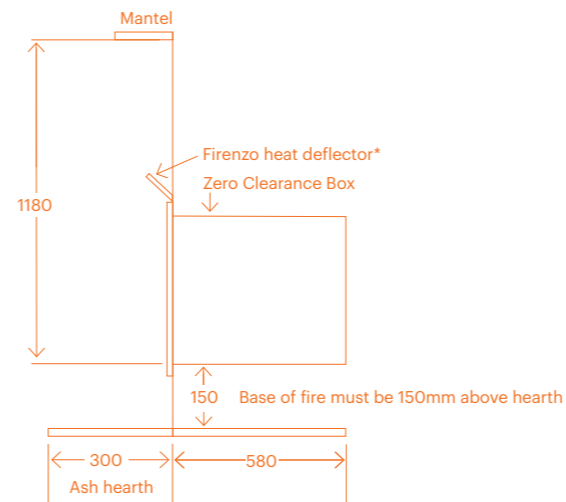
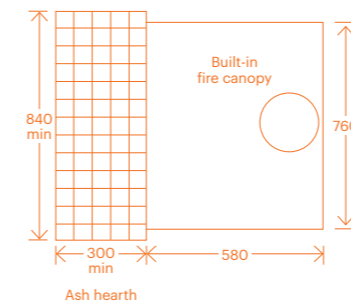
*Firenzo heat deflector required for Deco and Forte fascias

Floor protector and mantel clearances for Kompact Serenity

The Serenity has been designed mainly for **non-masonry installations**.
Contact Firenzo for applications in a masonry fireplace.

Floor protector requirements

The Serenity requires an ash floor protector to AS/NZS 2918:2001 – ie. a floor protector consisting of a continuous, durable, non-combustible upper surface.

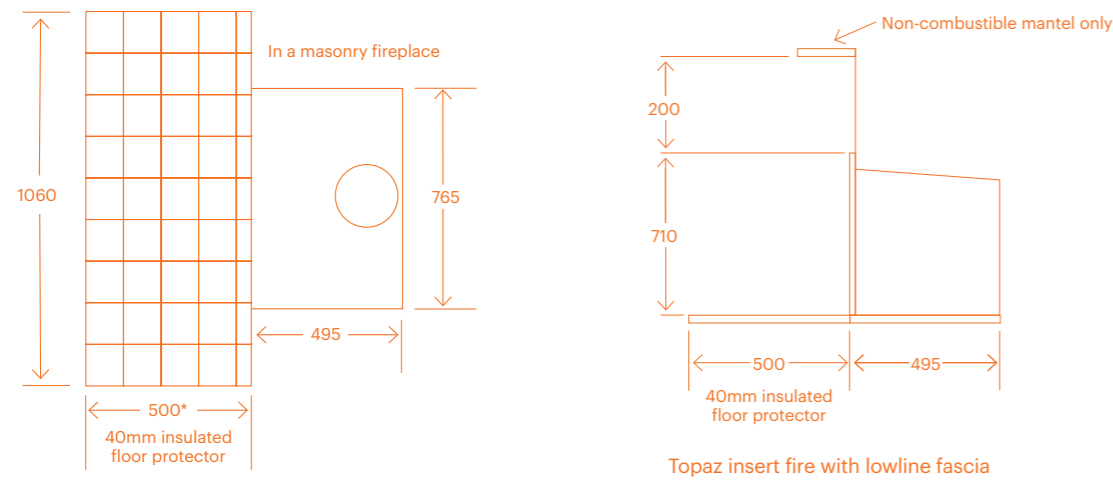


*Firenzo heat deflector required for heat sensitive mantels

Installation requirements for Topaz Insert Woodfires

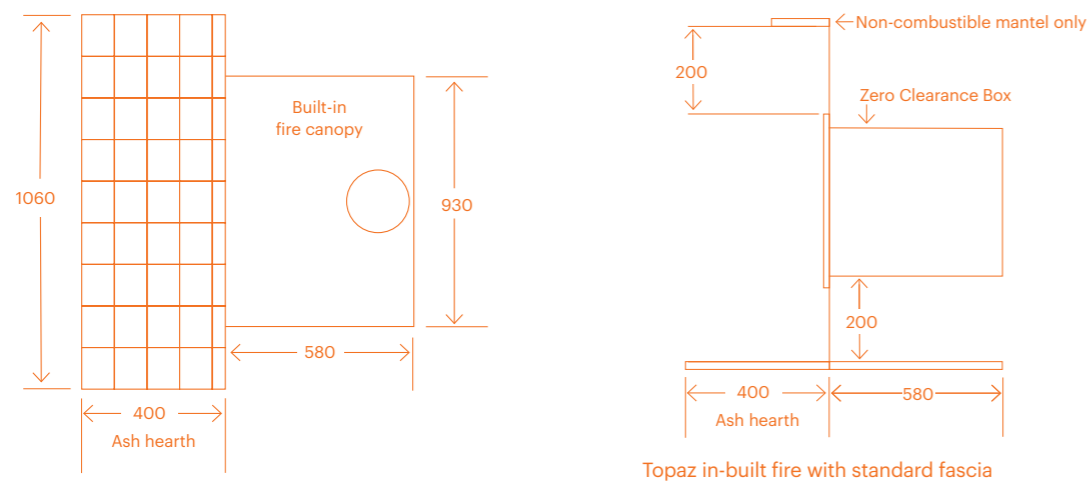
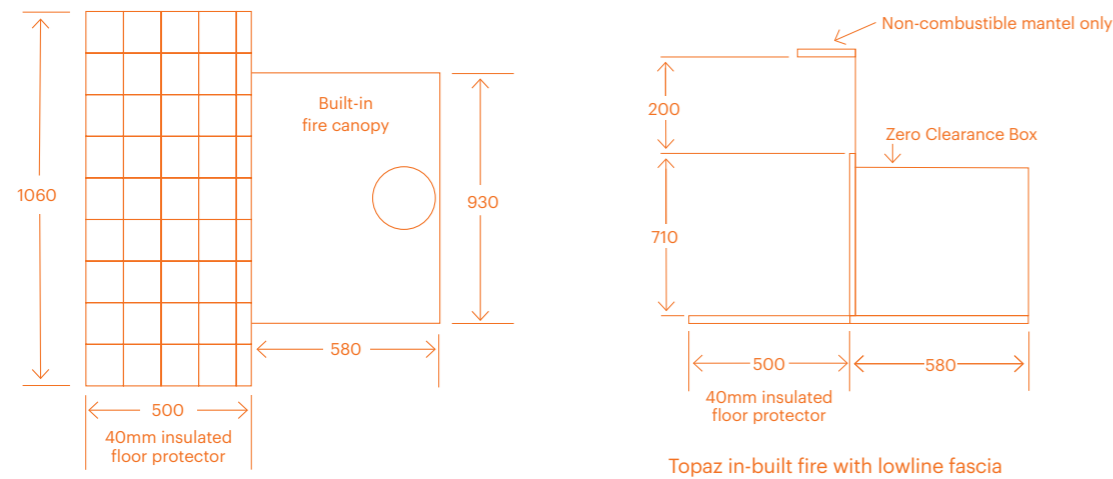
Floor protector and mantel clearances for masonry

The Topaz fire cannot have a combustible mantel



Floor protector and mantel clearances for zero clearance

The Topaz fire cannot have a combustible mantel



For detailed dimensions and installation guidelines please consult your Firenzo dealer or visit our website www.firenzo.co.nz



Firenzo owners Peter Hewitson and Simon Thacker

10 Year Warranty

Another great reason to choose Firenzo

Hewitsons Limited (Company number 569753) with a specified address of 98 Niven Street, Onekawa, Napier and trading as Firenzo Woodfires (Firenzo) gives:

- A ten (10) year warranty but ONLY for the steel firebox, fascias and cast iron components of all Firenzo woodfires;
- A one (1) year warranty for all other parts and finishes of a Firenzo woodfire including its refractory linings, glass, air supply components, wetback, seals, tapes and extrusions.

The warranty periods commence on the

original date of sale of the relevant woodfire to a consumer.

The warranties are given in respect of any defects in the specified Firenzo materials and workmanship that render the components unfit for normal domestic use.

For the full Warranties Statement refer to the Installation & Operators Instructions that come with the woodfire or visit the Firenzo website at www.firenzo.co.nz

Version 10, April 2025
Firenzo reserves the right to change images and product information for continuous improvement.



The heart of a warm home



Proudly made in New Zealand 